




Australian Government

National Indigenous Australians Agency

Territories Stolen Generations Redress Scheme

What to expect when you apply for redress

Easy Read version



*Territories Stolen
Generations
Redress Scheme*

A warning about this document



In this document, we talk about things that might bring up:

- uncomfortable feelings
- bad memories.



You can talk to someone you trust if you:

- need support to read this document
- don't feel comfortable to read this document.



For example, you can contact 13YARN.

13YARN supports Aboriginal and Torres Strait Islander Peoples with their feelings.



You can call them any time.

13 92 76

How to use this document



We are the Australian Government.

We wrote this document.



We wrote some words in bold.

We explain what these words mean.

There is also a list of these words on page 23.



You can ask someone you trust for support to:

- read this document
- find more information.



This is an Easy Read summary of a fact sheet.

It only includes the most important ideas.



You can find the other document on our website.

www.territoriesredress.gov.au

What's in this document?

What is the Territories Stolen Generation Redress Scheme? 5

How to apply 7

After you apply 15

How we do our assessment 17

Word list 23

Contact us 25

What is the Territories Stolen Generation Redress Scheme?



Redress is a way to recognise and say sorry for something that harmed you.

It can include money and support.



The Australian Government runs the Territories Stolen Generations Redress Scheme.

We just call it the Scheme.

You can apply to the Scheme if you are:



- a **Stolen Generations survivor**

or



- the family member of a Stolen Generations survivor who passed away **after 5 August 2021**.

A Stolen Generations survivor is an Aboriginal or Torres Strait Islander person who was removed:



- from their family or community



- before they were **18 years old**



- because of past rules that tried to make them follow different beliefs and culture.

Culture is ways of knowing, being and doing.

It gives people a way to:



- show who they are
- feel safe.



You can read our fact sheet to find out more about who can apply on our website.

www.territoriesredress.gov.au

How to apply



You can apply for the Scheme any time **before 31 August 2027**.

Fill out the form



You need to fill out the 'Application for Redress' form to apply.



You can download the form from our website.
www.territoriesredress.gov.au/resources/application-redress-form



You can ask us to send the form to you.

You can call us.

1800 566 111



You can send the form to us in the mail.

Territories Stolen Generations Redress Scheme

Reply Paid 83394

Canberra ACT 2601



Or you can email your form to us.

help@territoriesredress.gov.au



You can also apply online through our website.

portal.territoriesredress.gov.au

Share your ID



You need to provide a copy of your ID when you send your 'Application for Redress' form to us.



Your ID:

- shows who you are
- has your personal information on it.



For example, your ID might be your:

- Health Care Card
- drivers licence.



We keep the information from your ID private.

Share your story



The 'Application for Redress' form will ask you to share your story.



You can choose how much of your story you would like to share.



We will keep everything you share private.



What you share will help us know if you can get redress.



You don't need to share any documents to support your story.



We have a research team that can do this work.



But it can help us if you have documents you can share with us.

Ask for support



You can choose a person to help you if you need support to apply to the Scheme.



This person can be someone you trust, like a:

- family member
- friend.



You can also ask someone for help from:

- Knowmore Legal Service
- Link-Up services.



We explain these services below.

Knowmore Legal Service



You can contact Knowmore Legal Service for advice about the Scheme.



This includes support to fill out your form when you apply to the Scheme.



Knowmore Legal Service is free.



You can call them.

1800 566 966



You can visit their website.

www.knowmore.org.au

Link-Up services



Link-Up services can support you to apply for the Scheme.

This is a free service.



For example, they can support you with your feelings while you apply.



We can help you find a Link-Up service near you.



You can call us.

1800 566 111


After you apply



We will start our **assessment** after we receive your ID and form.



An assessment helps us work out if you meet the rules to get redress.



It might take some time for us to finish your assessment.



You can contact us if you want to find out how our assessment is going.



You can find our contact information on page 25.

How we do our assessment



There are different steps we follow when we do an assessment.



1. We will tell you we got your application.

2. We will do research to find out more about:



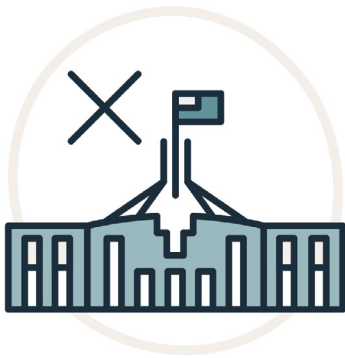
- how you were removed



- if you meet the rules to get redress.



3. We will ask someone to check your application.



This person won't work for the Australian Government.



They will share their thoughts and ideas with the **Delegate**.



The Delegate will decide if you meet the rules to get redress.



4. The Delegate will make their decision about your application.



5. We will contact you to let you know if you:

- do meet the rules to get redress
- don't meet the rules to get redress.



If the delegate decides that you do meet the rules to get redress, we will send you an Acceptance Deed.



An Acceptance Deed is a document that lets you agree to our redress offer.



You will need to fill out the Acceptance Deed.



Then you need to send us:

- the Acceptance Deed
- a copy of your bank statement.



You can get support to accept your redress offer if you need.



If the delegate decides that you don't meet the rules to get redress, you can ask us to check this decision.



6. We will pay your redress after you send the Acceptance Deed to us.



We will send the redress payment to your bank account.



You can choose to have your redress payment paid to you all at once.



Or you can choose to have it paid to you in small amounts **over 12 months**.

These small amounts must be:



- the same amount each time



- spread out **up to 4 times** .



Knowmore Legal Service can support you to decide what option is best for you.

Word list

This list explains what the **bold** words in this document mean.



Assessment

An assessment helps us work out if you meet the rules to get redress.



Culture

Culture is ways of knowing, being and doing.

It gives people a way to:

- show who they are
- feel safe.



Delegate

The Delegate will decide if you meet the rules to get redress.



Redress

Redress is a way to recognise and say sorry for something that harmed you.

It can include money and support.



Stolen Generations survivor

A Stolen Generations survivor is an Aboriginal or Torres Strait Islander person who was removed:

- from their family or community
- before they were 18 years old
- because of past rules that tried to make them follow different beliefs and culture.

Contact us



You can contact us when you're ready to apply for the Scheme.



You can call us.

1800 566 111



You can send us an email.

help@territoriesredress.gov.au



You can write to us.

Territories Stolen Generations Redress Scheme
Reply Paid 83394
Canberra ACT 2601



You can visit our website.

www.territoriesredress.gov.au



The Information Access Group created this Easy Read document using stock photography and custom images.

The images may not be reused without permission.

For any enquiries about the images, please visit

www.informationaccessgroup.com.

Quote job number 6144-D.